

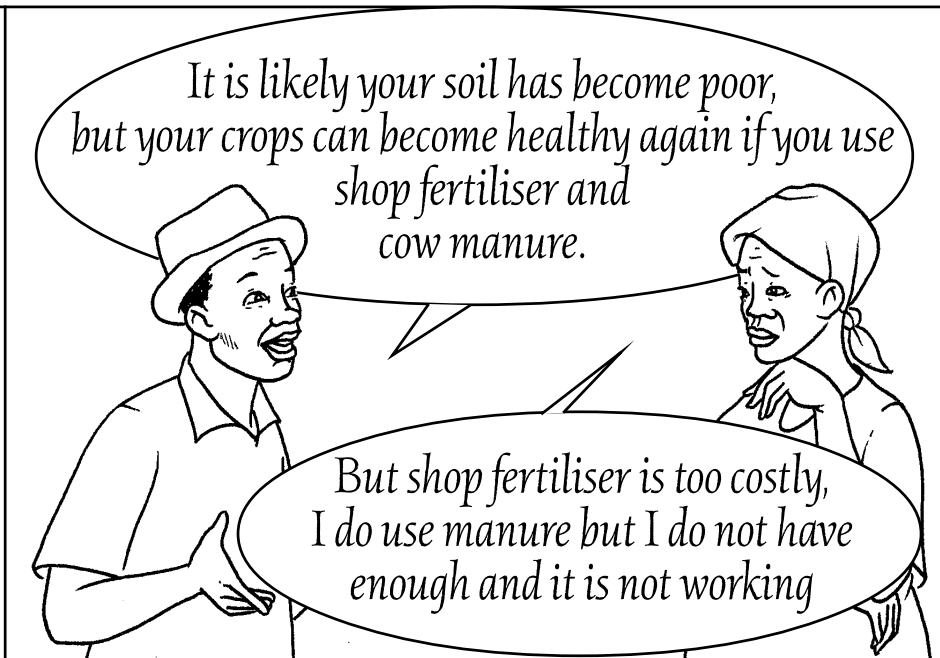


The local extension worker arrives at Joyce shamba

Good morning Joyce,
you look worried what's the
problem

Good Morning,
Bwana Extension worker






Follow these steps to make better and more manure



Feed the animals with dairy meal and salts. Good fodder and feed will give you more and better manure, improve animal health and give you more milk.



Make sure you have good housing.
Use zero grazing to collect more manure.



Take the slurry to the shamba each day



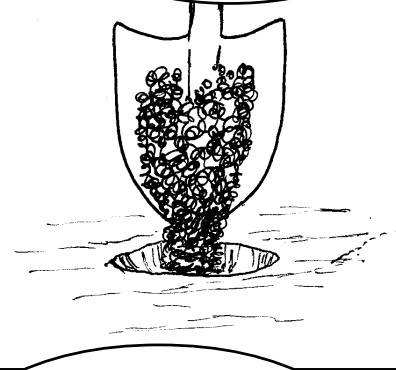
Heap and cover remaining dung and
leftover feed and keep the manure for
four months. Collecting, heaping
and covering allows manure to
mature and keep its
nutrients



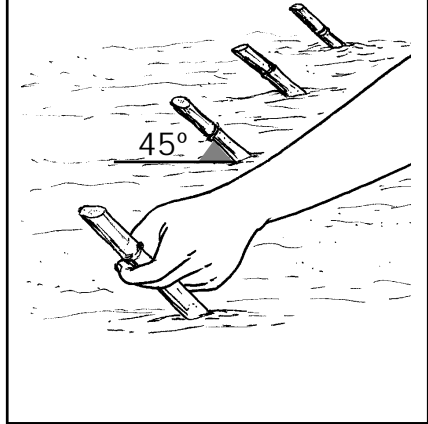
This is how to use manure.
When planting maize put one
handful in planting holes and
cover the same day



Step 1. When planting napier
put one spadeful of manure in
planting holes and mix.




Step 2. Plant the
cutting, or splits.



Step 3. After every
cut, dig a furrow between
the rows.



Step 4. Put
manure in the furrow
and cover



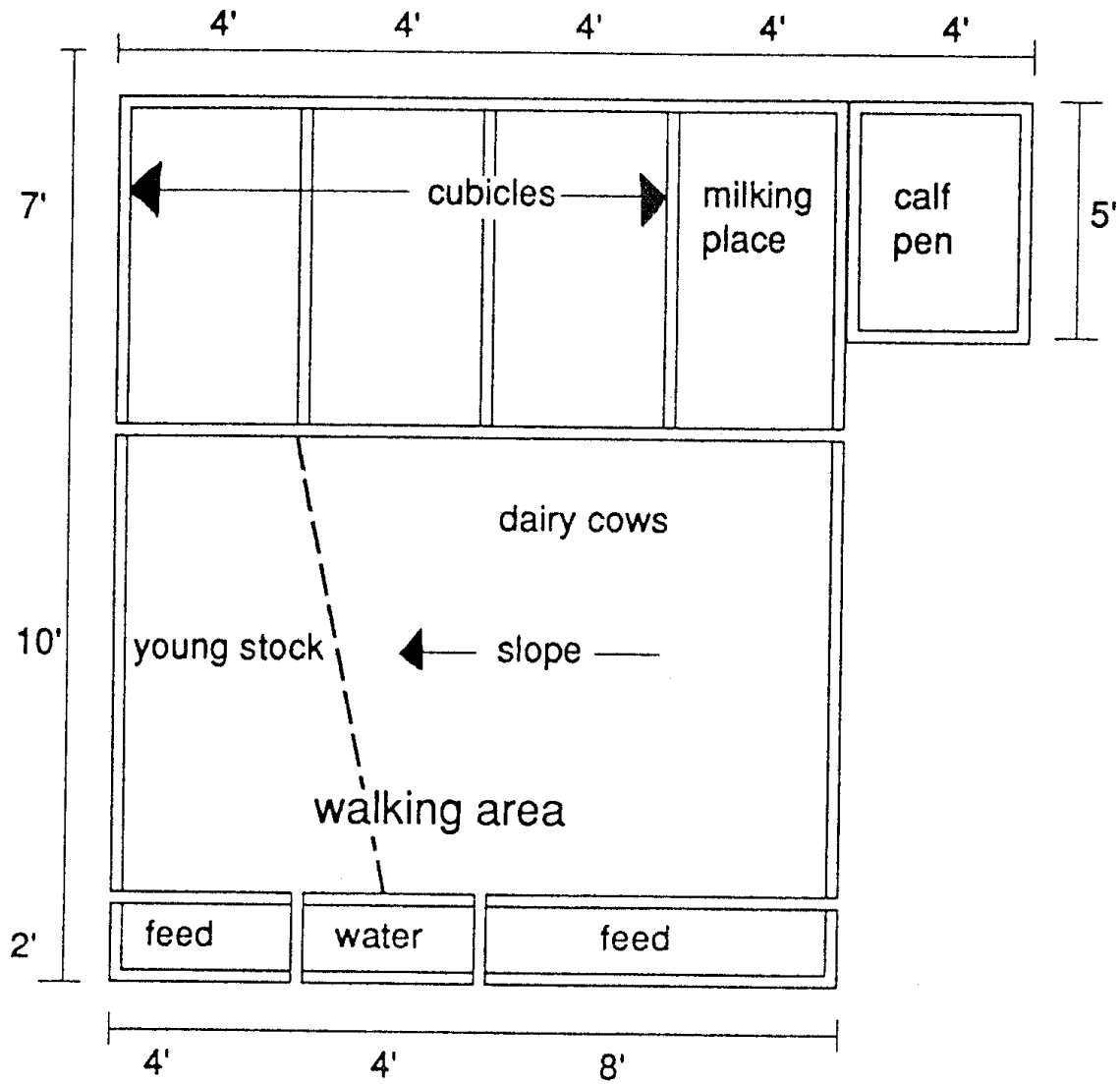
For other crops such as bananas and coffee, dig a furrow around the plant. Put manure and cover



These steps are the best way to use manure for these crops. I have also brought you a plan for a zero grazing unit.



The zero grazing unit



Compiled by
Francis Kihanda, Lucy Chege, Stephen Kimani, J.Kihanya and John Lekas
Leaflet Supported & Funded by
DFID through the Small Dairy Project

BETTER MANURE FOR HEALTHY CROPS

